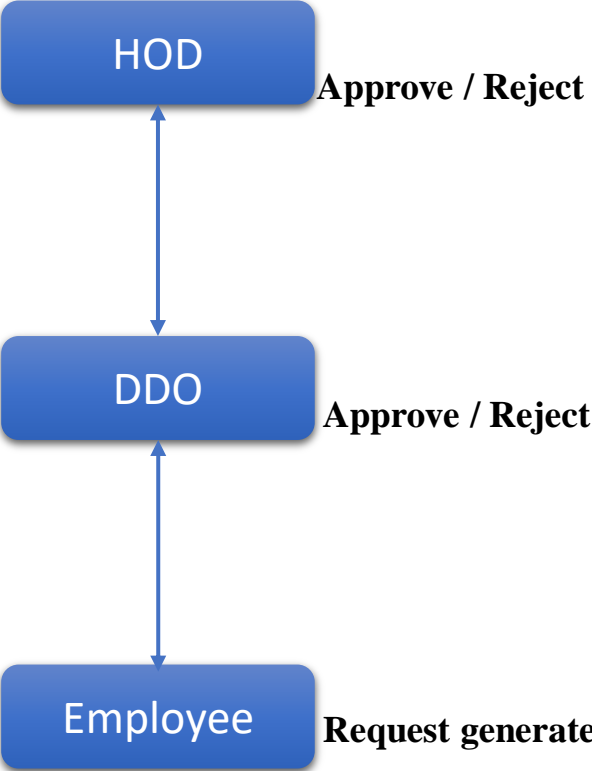
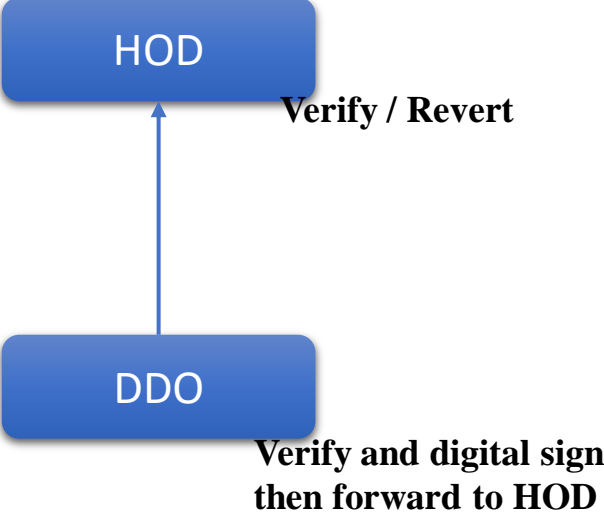


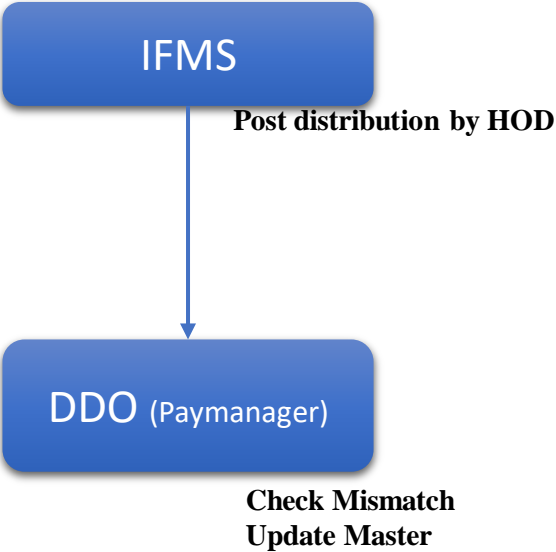
Employee Detail updation



Employee Data OneTime Verification



Post Distribution

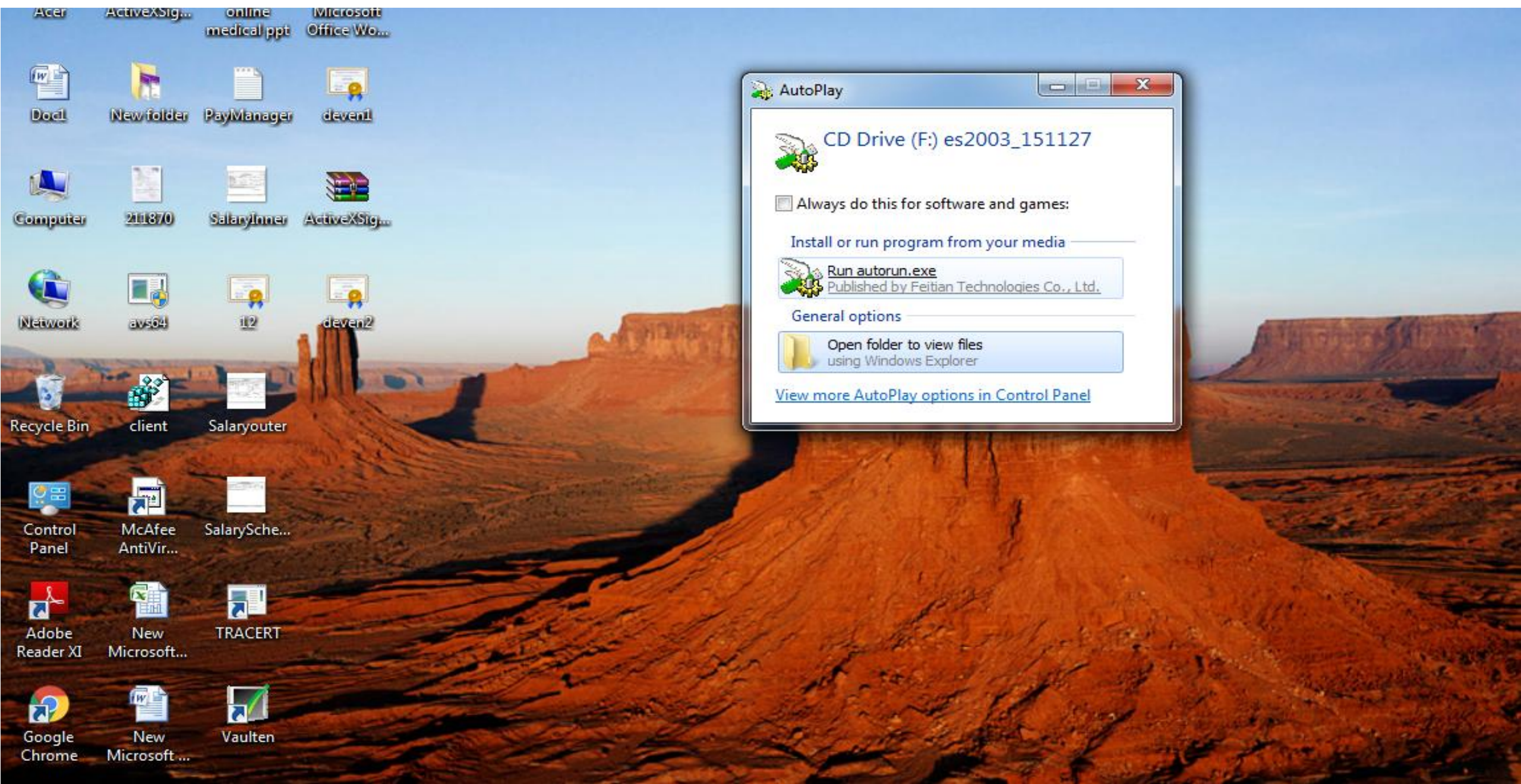


HOD digital certificate registration process on Paymanager

Internet Explorer 9 or Above




- **1.** Install **Driver** of digital certificate
- **2.** Download and install **ActiveX** software
- **3.** open internet explorer and change security setting

1. Install Driver of digital certificate



Organize Share with Burn

- ★ Favorites
 - Downloads
 - Recent Places
 - Desktop
- Libraries
 - Documents
 - Music
 - Pictures
 - Videos
- Computer
 - ACER (C:)
 - ACER DATA (D:)
 - CD Drive (F:) es2003_151127
- Network

Name	Date modified	Type	Size
 autorun	11/27/2015 3:49 PM	Application	17 KB
 autorun	11/27/2015 3:48 PM	Setup Information	1 KB
 ePass2003India-Setup	11/27/2015 3:48 PM	Application	1,964 KB

2. Download and install ActiveX software



Version 5.2.12.19

PayManager is the Pay Bill Preparation System which meant for the Employees of the Government of Rajasthan State. It provides the common and integrated platform to prepare the pay bills of the employees. The Software not only provides the facilities for Pay bill Preparation but also Preparation of DA Arrear, Bonus, Arrears and Leave encashment Bills.

Latest News

Bill Object Head

For GPF the stoppage of deductions would be from three months before the date of RETIREMENT of the employee concerned

Current Circulars

Bill Object Head

[PDF/OBJECT HEAD.PDF](#)

For GPF the stoppage of deductions would be from three months before the date of RETIREMENT of the employee concerned

About DDO

About Bank

About Employee

About Department

Latest

For any assistanc



Enter User Name

.....



Enter Captcha

- ☒ DDO ☐ Employee ☐ Digital ☐ Department
☐ Sub DDO ☐ HOD

Login

[Bank Registration](#) || [Forgot Password\(Employee Login\)](#) || [HOD Registration](#)

[IFMS Circular](#)

Total Hits= 220278058

[For DDO/Employee Login](#)

[Alternate URL 2\(\[paymanager.raj.nic.in/Mainold.aspx\]\(http://paymanager.raj.nic.in/Mainold.aspx\)\)](#)

2. Download and install ActiveX software



PayManager

Version -3.0

Online Bill Preparation....

FINANCE DEPARTMENT

Integrated Financial Management System
Government of Rajasthan

☒ HOD Registration

Account Details

Select Department *
--Select Department ▼

IFMS Password*

IFMS UserName *

Verify Login (IFMS)

Personal Details

Search By:
Employee ID ☒
Nicuid ☐

EmployeeID/NICUID*

PayManager Name*

PayManager Email*

PayManager Mobile No*

OTP Code*

IFMS Name*

IFMS Email*

IFMS Mobile No*

* Please Check for DSC Certificate ☐

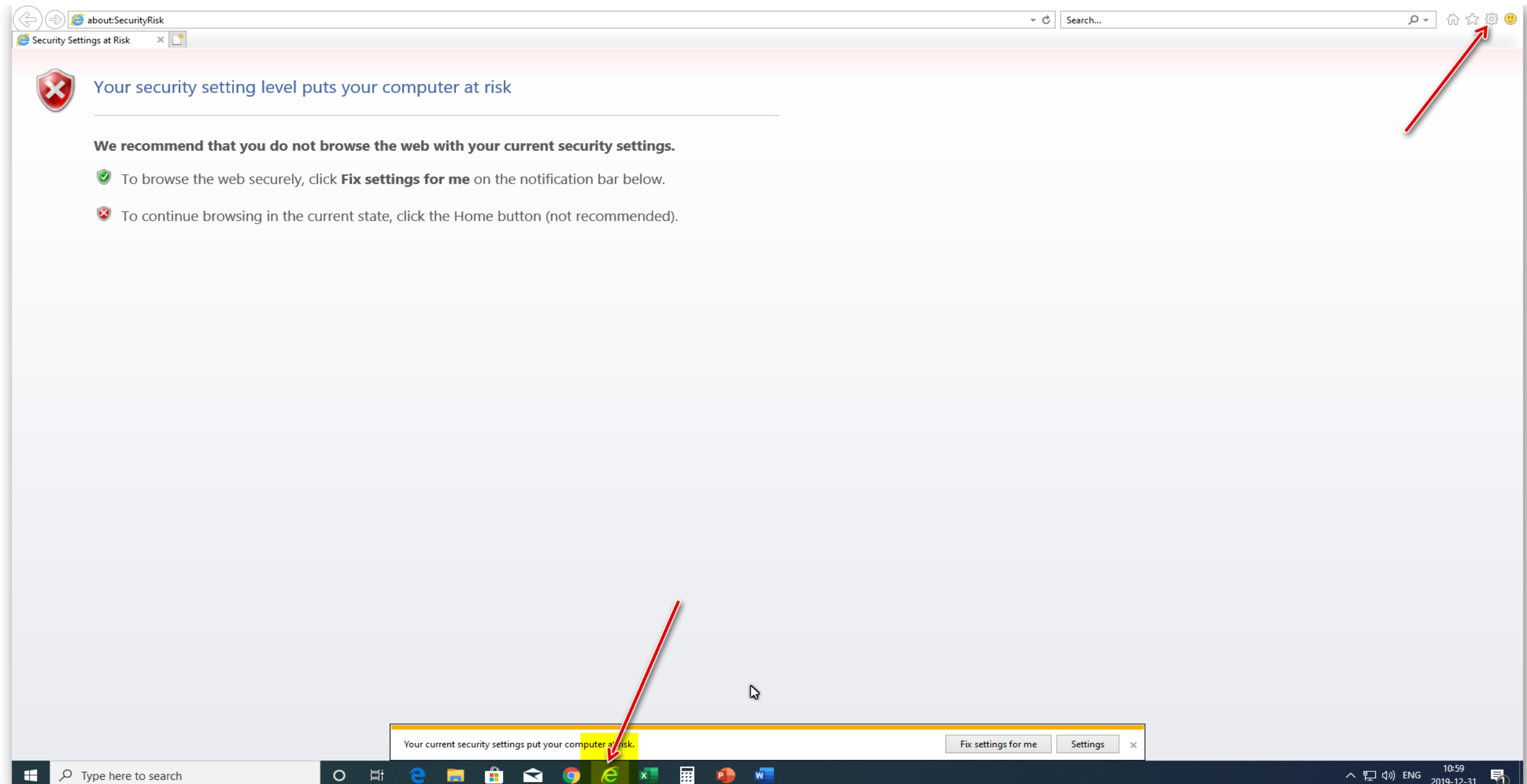
*Generate OTP ☐

ActiveXDownload

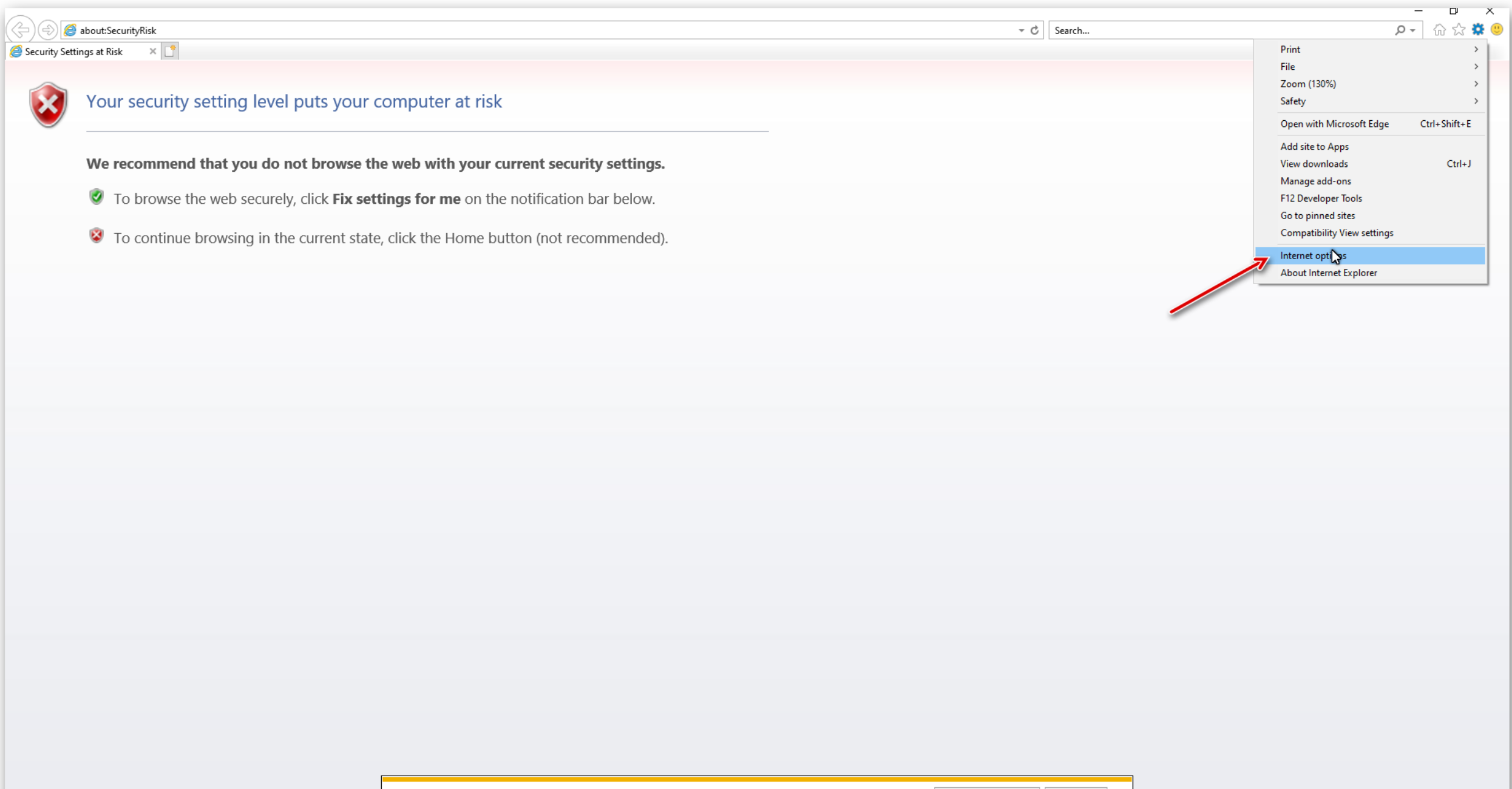
Note: (*)
1. Download and Install ActiveX Control for HOD Registration
2. If Found any Mismatch in Data kindly Update Data in both PayManager and IFMS Budget

Application Designed, Developed & Hosted By National Informatics Centre.
Contents Provided By Department of Treasuries and Accounts, Rajasthan

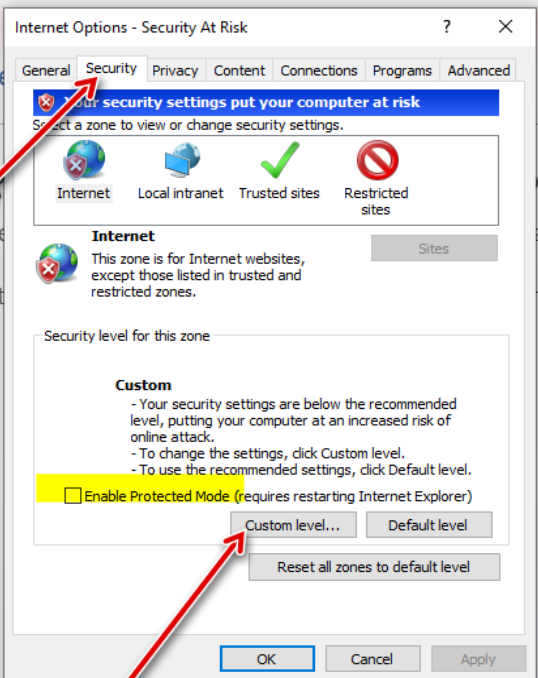
3. open internet explorer and change security setting (enable all option in these 2 menu)



3. open internet explorer and change security setting (enable all option in these 2 menu)



3. open internet explorer and change security setting (enable all option in these 2 menu)



The screenshot shows the Internet Explorer 'Security Settings at Risk' page in the background. Overlaid on this is the 'Internet Options - Security At Risk' dialog box. The 'Security' tab is selected, showing a warning that current settings put the computer at risk. Below this, four security zones are listed: Internet (with a red X icon), Local intranet (with a blue icon), Trusted sites (with a green checkmark icon), and Restricted sites (with a red circle and X icon). The 'Internet' zone is selected, and its settings are shown. The 'Security level for this zone' is set to 'Custom'. A yellow box highlights the 'Enable Protected Mode' checkbox, which is currently unchecked. A red arrow points from the 'Enable Protected Mode' checkbox to the 'Custom level...' button. Another red arrow points from the 'Custom level...' button to the 'Custom level...' button. The 'Custom level...' button is highlighted. The 'Reset all zones to default level' button is also visible. At the bottom of the dialog box are 'OK', 'Cancel', and 'Apply' buttons. At the bottom of the screen, a yellow warning bar states: 'Your current security settings put your computer at risk.' with buttons for 'Fix settings for me' and 'Settings'.

Internet Options - Security At Risk

General Security Privacy Content Connections Programs Advanced

Your security settings put your computer at risk
Select a zone to view or change security settings.

Internet Local intranet Trusted sites Restricted sites

Internet
This zone is for Internet websites, except those listed in trusted and restricted zones.

Security level for this zone

Custom

- Your security settings are below the recommended level, putting your computer at an increased risk of online attack.
- To change the settings, click Custom level.
- To use the recommended settings, click Default level.

☐ Enable Protected Mode (requires restarting Internet Explorer)

Custom level... Default level

Reset all zones to default level

OK Cancel Apply

Your current security settings put your computer at risk.

Fix settings for me Settings

3. open internet explorer and change security setting (enable all option in these 2 menu)

The screenshot displays the Internet Options - Security At Risk dialog box, the Security Settings - Internet Zone dialog box, and the PayManager login page.

Internet Options - Security At Risk

- General tab: Your security settings put your computer at risk. Select a zone to view or change security settings.
- Internet zone: This zone is for Internet websites, except those listed in trusted and restricted zones.
- Security level for this zone: Custom. Your security settings are below the recommended level, putting your computer at an increased risk of online attack. To change the settings, click Custom level. To use the recommended settings, click Default level.
- Enable Protected Mode (requires restarting Internet Explorer): ☐ (unchecked).
- Buttons: Custom level..., Default level, Reset all zones to default level, OK, Cancel, Apply.

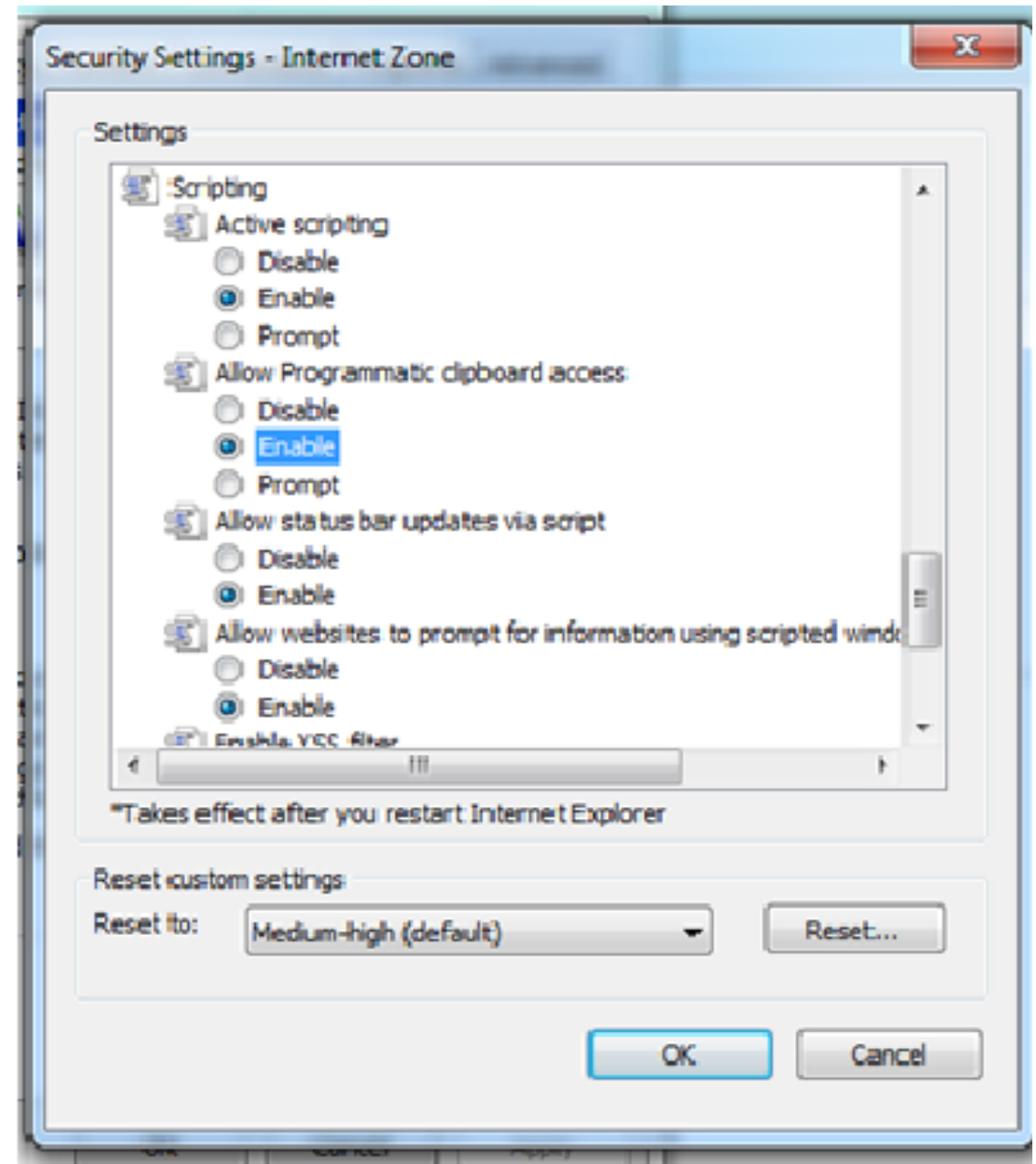
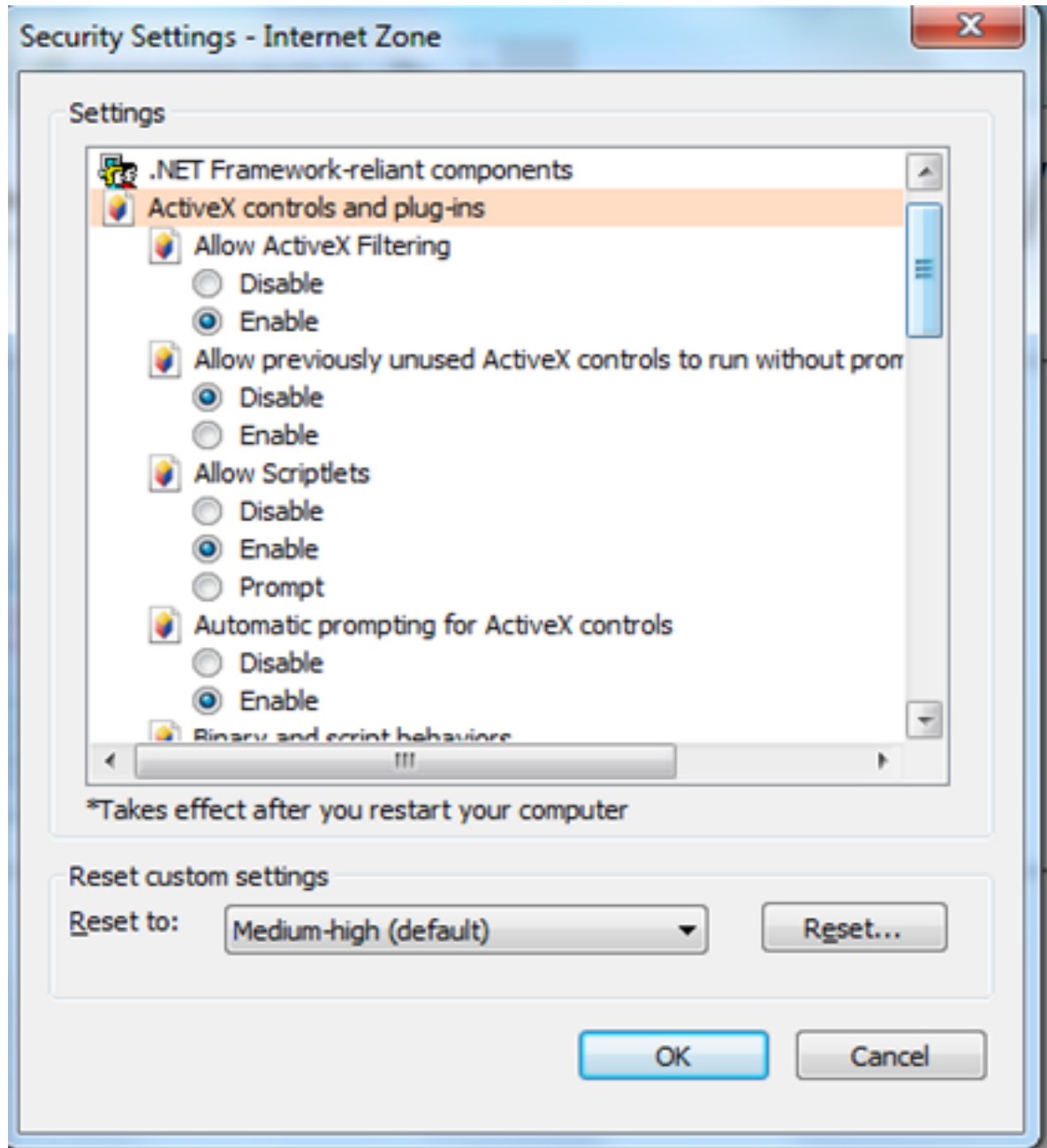
Security Settings - Internet Zone

- Settings: .NET Framework, .NET Framework-reliant components, ActiveX controls and plug-ins, Downloads, Enable .NET Framework setup, Miscellaneous, Scripting, User Authentication.
- *Takes effect after you restart your computer.
- Reset custom settings: Reset to: Medium-high (default). Reset... button.
- Buttons: OK, Cancel.

PayManager

- Enter User Name: [Text Field]
- Enter Password: [Text Field]
- Enter Captcha: [Text Field]
- Radio buttons: ☒ DDO, ☐ Employee, ☐ Digital, ☐ Department, ☐ Sub DDO, ☐ HOD.
- Login button.
- Links: [Bank Registration](#) || [Forgot Password\(Employee Login\)](#) || [HOD Registration](#), [IFMS Circular](#).
- Total Hits= 220289545.
- For DDO/Employee Login: [Alternate URL 2\(paymanager.raj.nic.in/Mainold.aspx\)](#).
- Footer: Latest information at paymanagerrj@gmail.com || Latest Information. Developed & Hosted By National Informatics Centre © Department Of Treasury and Account Rajasthan.

3. open internet explorer and change security setting (enable all option in these 2 menu)



HOD DSC Registration on PayManager.



Version 4.6.1.19

PayManager is the Pay Bill Preparation System which meant for the Employees of the Government of Rajasthan State. It provides the common and integrated platform to prepare the pay bills of the employees. The Software not only provides the facilities for Pay bill Preparation but also Preparation of DA Arrear, Bonus, Arrears and Leave encashment Bills.

Latest News

Bill Object Head

.....
For GPF the stoppage of deductions would be from tl months before the date of RETIREMENT of the employe
.....

Current Circulars

Bill Object Head

PDF/OBJECT HEAD.PDF

.....
For GPF the stoppage of deductions would be from tl months before the date of RETIREMENT of the employe
.....

About DDO

About Bank

About Employee

About Department

Latest Information



Enter Login Name

.....



Enter Captcha

Verify Mobile No.

[Bank Registration](#) || [Forgot Password\(Employee Login\)](#) || [HOD Registration](#)

Total Hits= 198816140

[For DDO/Employee Login](#)

[Alternate URL 2\(paymanager.raj.nic.in/Mainold.aspx\)](#)



Email:paymanagerrj@gmail.com|| For Any Complaint Call: 0141-5111007

Application Designed,Developed & Hosted By National Informatics Centre ©
Content Provided By Department Of Treasuries and Account,Rajasthan

Select department and verify IFMS portal departmental Credentials.



FINANCE DEPARTMENT
Integrated Financial Management System
Government of Rajasthan



☒ HOD Registration

Account Details

Select Department * --Select Departmen

IFMS UserName *

IFMS Password*

Verify Login (IFMS)

Personal Details

Search By:

Employee ID ☒

Nicuid ☐

EmployeeID/NICUID*

PayManager Name

IFMS Name *

PayManager Email *

IFMS Email *

PayManager Mobile
No *

IFMS Mobile No *

OTP Code *

* Please Check for
DSC Certificate ☐

*Generate OTP ☐

ActiveXDownload

Note: (*)


1. Download and Install ActiveX Control for HOD Registration
2. If Found any Mismatch in Data kindly Upadate Data in both PayManager and IFMS Budget

IF IFMS portal departmental Credentials not match, following message will be display

UserName and PassWord not same as IFMS Login

OK

After verify Credentials, search HOD detail by Employee id or Nicuid
If detail of HOD on paymanager found any mismatch with IFMS then following message will be display




PayManager

Online Bill Preparation....

DEPARTMENT

Integrated Financial Management System
Government of Rajasthan



localhost:33468 says
Name is not Matched with IFMS Name

OK

✓ HOD Registration

Account Details

Select Department * Treasuries and Acco IFMS UserName * 368122

IFMS Password * Verify Login (IFMS)

Personal Details

Search By: Employee ID Nicuid

EmployeeID/NICUID* RJJF 0898

PayManager Name * A HUR IFMS Name * m phoni

PayManager Email * aje @gmail.co IFMS Email * d nic.in

PayManager Mobile No * 91 IFMS Mobile No * 3

OTP Code *

☐ * Please Check for DSC Certificate ☐ *Generate OTP

Application Designed,Developed & Hosted By National Informatics Centre.
Contents Provided By Department of Treasuries and Accounts Rajasthan

**NATIONAL INFORMATICS CENTRE**

If no mismatch found on both portal (paymanager and IFMS) then select DSC option



FINANCE DEPARTMENT
Integrated Financial Management System
Government of Rajasthan



✓ HOD Registration

Account Details

Select Department * Treasuries and Acc

IFMS UserName * 368122

IFMS Password *

Verify Login (IFMS)

Personal Details

Search By:

Employee ID ☐

Nicuid ☒

Employee/DNICUID * RJ/127

PayManager Name * M. HONI

IFMS Name * m. honi

PayManager Email * d. honi

IFMS Email * d. honi

PayManager Mobile No *

IFMS Mobile No *

OTP Code *






* Please Check for
DSC Certificate ☐



*Generate OTP ☐

Test Certificate Select



Select a certificate from the following list to get information on that certificate

Issued to	Issued by	Intende...	Friendly ...	Expiratio...	Location
 SHAR...	SafeScr...	<All>	None	6/17/2021	Not avail...
 ANJU ...	e-Mudhr...	Docume...	None	9/30/2021	Not avail...
 Deve...	vpnca	Client A...	None	4/10/2020	Not avail...
 DS E ...	SafeScr...	<All>	None	7/7/2019	Not avail...
 SHAR...	(n)Code ...	<All>	None	5/22/2019	Not avail...

OK

Cancel

View Certificate

After select DSC certificate, Generate OTP and enter in text box and click on **Registration**



PayManager Version -3.0
Online Bill Preparation....

FINANCE DEPARTMENT
Integrated Financial Management System
Government of Rajasthan



☒ HOD Registration

Account Details

Select Department * Treasuries and Acc

IFMS UserName * 368122

IFMS Password *

Verify Login (IFMS)

Personal Details

Search By:

Employee ID ☐

Nicuid ☒

EmployeeID/NICUID* RJJ 005127

PayManager Name * MU OHONI

IFMS Name * mu ohoni

PayManager Email * dir nic.in

IFMS Email * dir nic.in

PayManager Mobile No * 378

IFMS Mobile No * 94 378

OTP Code *

00:01:53

* Please Check for
DSC Certificate ☒

*Generate OTP ☒

Register

After successfully registration , Login as HOD



Version 4.21.0.19
PayManager is the Pay Bill Preparation System which meant for the Employees of the Government of Rajasthan State. It provides the common and integrated platform to prepare the pay bills of the employees. The Software not only provides the facilities for Pay bill Preparation but also Preparation of DA Arrear, Bonus, Arrears and Leave encashment Bills.

Latest News

Bill Object Head
.....
For GPF the stoppage of deductions would be from t months before the date of RETIREMENT of the employe
.....

Current Circulars

Bill Object Head
PDF/OBJECT HEAD.PDF
.....
For GPF the stoppage of deductions would be from t months before the date of RETIREMENT of the employe

About Department

Latest

For any assistance please call 0141-5111010 || 0141-5111007 and mail at paymanagerrj@gmail.com || Latest Information



.....

.....



Enter Captcha

- ☒ DDO
- ☐ Employee
- ☐ Digital
- ☐ Department
- ☐ Sub DDO
- ☒ HOD

Login

[Bank Registration](#) || [Forgot Password\(Employee Login\)](#)
[IEMS Circular](#)

Total Hits= 199835947

[For DDO/Employee Login](#)
[Alternate URL 2\(paymanager.raj.nic.in/Mainold.aspx\)](#)



For Any Complaint Email:paymanagerrj@gmail.com|| For Any Complaint Call: 0141-5111007

Application Designed,Developed &
Content Provided By Departn



PayManager

Version -3.0
Online Bill Preparation....

FINANCE DEPARTMENT
Integrated Financial Management System
Government of Rajasthan



[Home](#)

LoginID:

Year:2010-11

Master

Reports

LogOut

Create & Register Sub HOD Login

Verify Employee Detail SubHOD

Verify Employee Detail HOD

SUB HOD Permission

De-Activate SubHOD

Approve Employee details Change Request

Verify TA/Medical Bills

HOD approval

SUB HOD District Mapping

Designation Add Office Wise Pri

Create & Registration Sub HOD Login



PayManager Version -3.0
Online Bill Preparation....

FINANCE DEPARTMENT
Integrated Financial Management System
Government of Rajasthan



[Home](#)

LoginID:

Year:2010-11

Master

Reports

LogOut

Create & Register Sub HOD Login

Verify Employee Detail SubHOD

Verify Employee Detail HOD

SUB HOD Permission

De-Activate SubHOD

Approve Employee details Change Request

Verify TA/Medical Bills

HOD approval

SUB HOD District Mapping

Designation Add Office Wise Pri



[Home](#)

LoginID:

Year:2019-2020

[Master](#)[LogOut](#)[Reports](#)

SUB-HOD Registration

Account Details

UserName * testSubHOD

Repeat UserName * testSubHOD

[Check UserName](#)

Password*

Repeat Password*

* obligatory fields

Personal Details

First Name *

Last Name *

Email *

EmployeeID *

Mobile No *

OTP Code *

Certificate Details

☐

* Please Check for DSC Certificate

☐

*Generate OTP

[Register](#)

Test Certificate Select

Select a certificate from the following list to get information on that certificate

Issued to	Issued by	Intende...	Friendly ...	Expiratio...	Location
SHAR...	SafeScr...	<All>	None	6/17/2021	Not avail...
ANJU ...	e-Mudhr...	Docume...	None	9/30/2021	Not avail...
Deve...	vpncs	Client A...	None	4/10/2020	Not avail...
DS E ...	SafeScr...	<All>	None	7/7/2019	Not avail...
SHAR...	(n)Code ...	<All>	None	5/22/2019	Not avail...

<

>

OK

Cancel

View Certificate

Search...

ayManager


Version -3.0

Online Bill Preparation....

FINANCE DEPARTMENT

Integrated Financial Management System

Government of Rajasthan



सत्यमेव जयते

Year:2010-11

Master

Reports

LogOut

SUB-HOD Registration

Account Details

UserName * devv

Repeat UserName * devv



[Check UserName](#)

Password* ●●●●●

Repeat Password* ●●●●●

* obligatory fields

Personal Details

Search By:

Employee ID ☐

Nicuid ☒

EmployeeID/NICUID* RJJ 0898

Name * A. I. IUR

Email * ajay@gmail.co

Mobile No * 94* 78

OTP Code *

Certificate Details



* Please Check for DSC Certificate



*Generate OTP

[Home](#)

LoginID:

Year:2010-11

[Master](#)[Reports](#)[LogOut](#)

SUB-HOD Registration

Account Details

UserName * devv

Repeat UserName * devv

[Check UserName](#)

Password* •••••

Repeat Password* •••••

* obligatory fields

Personal Details

Search By:

Employee ID ☐Nicuid ☒

EmployeeID/NICUID* RJ 98

Name * AJA THUR

Email * ajayd@gmail.co

Mobile No * 94 8

OTP Code *

00:01:56

Certificate Details



* Please Check for DSC Certificate



*Generate OTP

[Register](#)



PayManager

Version -3.0
Online Bill Preparation....

FINANCE DEPARTMENT
Integrated Financial Management System
Government of Rajasthan



☒ HOD Registration

Account Details

Select Department * Treasuries and Acc

IFMS UserName * 368122

[Check UserName](#)

IFMS Password *

[Verify Login \(IFMS\)](#)

Personal Details

Search By:

Employee ID ☐

Nicuid ☒

EmployeeID/NICUID* RJJ 5127

PayManager Name * MUI DHONI

PayManager Email * dir-@nic.in

PayManager Mobile No * 94 78

OTP Code * 897942

Message from webpage



User Registration Successfully....

[OK](#)

IFMS Email * di @nic.in

IFMS Mobile No * 94 378

00:01:59

* Please Check for
DSC Certificate ☒

*Generate OTP ☒

[Register](#)

➤ District wise Mapping Facility for SubHOD




PayManager

Version -3.0
Online Bill Preparation....

FINANCE DEPARTMENT

Integrated Financial Management System
Government of Rajasthan



सत्यमेव जयते

[Home](#) LoginID: Year:2010-11

Master
Create & Register Sub HOD Login
Verify Employee Detail SubHOD
Verify Employee Detail HOD
SUB HOD Permission
De-Activate SubHOD
Approve Employee details Change Request
Verify TA/Medical Bills
HOD approval
SUB HOD District Mapping
Designation Add Office Wise Pri

Reports

LogOut

Application Designed,Developed & Hosted By National Informatics Centre.
Contents Provided By Department of Treasuries and Accounts,Rajasthan

**NATIONAL
INFORMATICS
CENTRE**

[Home](#)

LoginID:

Year:2019-2020

[Master](#)[Reports](#)[LogOut](#)

SUB HOD Mapping

Select Sub HOD:

Select District:

- | | | | | |
|-------------------------------------|--|-------------------------------------|---|---|
| <input type="checkbox"/> Select All | | | | |
| <input type="checkbox"/> Ajmer | <input type="checkbox"/> Central Delhi | <input type="checkbox"/> Jaipur | <input type="checkbox"/> Nagaur | <input type="checkbox"/> Sawai Madhopur |
| <input type="checkbox"/> Alwar | <input type="checkbox"/> Chittaurgarh | <input type="checkbox"/> Jaisalmer | <input type="checkbox"/> New Delhi | <input type="checkbox"/> Sikar |
| <input type="checkbox"/> Banswara | <input type="checkbox"/> Churu | <input type="checkbox"/> Jalor | <input type="checkbox"/> North Delhi | <input type="checkbox"/> Sirohi |
| <input type="checkbox"/> Baran | <input type="checkbox"/> Dausa | <input type="checkbox"/> Jhalawar | <input type="checkbox"/> North East Delhi | <input type="checkbox"/> South Delhi |
| <input type="checkbox"/> Barmer | <input type="checkbox"/> Dhaulpur | <input type="checkbox"/> Jhunjhunun | <input type="checkbox"/> North West Delhi | <input type="checkbox"/> South West Delhi |
| <input type="checkbox"/> Bharatpur | <input type="checkbox"/> Dungarpur | <input type="checkbox"/> Jodhpur | <input type="checkbox"/> Pali | <input type="checkbox"/> Tonk |
| <input type="checkbox"/> Bhilwara | <input type="checkbox"/> East Delhi | <input type="checkbox"/> Karauli | <input type="checkbox"/> Pratapgarh | <input type="checkbox"/> Udaipur |
| <input type="checkbox"/> Bikaner | <input type="checkbox"/> Ganganagar | <input type="checkbox"/> Kota | <input type="checkbox"/> Rajsamand | <input type="checkbox"/> West Delhi |
| <input type="checkbox"/> Bundi | <input type="checkbox"/> Hanumangarh | | | |



PayManager

Version -3.0
Online Bill Preparation....

FINANCE DEPARTMENT
Integrated Financial Management System
Government of Rajasthan



[Home](#)

LoginID:

Year:2019-2020

Master

Reports

LogOut

Create & Register Sub HOD Login

Verify Employee Detail SubHOD

Verify Employee Detail HOD

Super Admin Login

SUB HOD Permission

De-Activate SubHOD

Approve Employee details Change Request

Verify TA/Medical Bills

SUB HOD District Mapping

HOD DDO Mapping

Designation Add Office Wise Pri

HOD Status Report

[Home](#)

LoginID:

Year:2019-2020

[Master](#)[Reports](#)[LogOut](#)

HOD DDO MAPPING

Sub HOD : Office Name : DDO Name :

Office ID	Sub HOD	DDO Name	DDO Code	Delete
10037	sanjaysub	AAO.RAJ.TAX BOARD AJMER	100149	Delete

➤ Sub HOD Permission



PayManager

Version -3.0
Online Bill Preparation....

FINANCE DEPARTMENT
Integrated Financial Management System
Government of Rajasthan



[Home](#)

LoginID:

Year:2010-11

Master

Reports

LogOut

Create & Register Sub HOD Login

Verify Employee Detail SubHOD

Verify Employee Detail HOD

SUB HOD Permission

De-Activate Sub HOD

Approve Employee details Change Request

Verify TA/Medical Bills

HOD approval

SUB HOD District Mapping

Designation Add Office Wise Pri



PayManager

Version -3.0
Online Bill Preparation....

FINANCE DEPARTMENT
Integrated Financial Management System
Government of Rajasthan



[Home](#)

LoginID:

Year:2010-11

Master

Reports

LogOut

SUB HOD Permission

User: --Select Fill User-- ▼

Menu Parent: --Select Fill MenuPare ▼

Sub Menu: Select Menu Parent ▼

Submit

➤ Facility to deactivate / activate Sub HOD login



PayManager

Version -3.0
Online Bill Preparation....

FINANCE DEPARTMENT

Integrated Financial Management System
Government of Rajasthan



सत्यमेव जयते

[Home](#) LoginID: Year:2010-11

Master
Create & Register Sub HOD Login
Verify Employee Detail SubHOD
Verify Employee Detail HOD
SUB HOD Permission
De-Activate SubHOD
Approve Employee details Change Request
Verify TA/Medical Bills
HOD approval
SUB HOD District Mapping
Designation Add Office Wise Pri

Reports

LogOut

Application Designed,Developed & Hosted By National Informatics Centre.
Contents Provided By Department of Treasuries and Accounts,Rajasthan

**NATIONAL
INFORMATICS
CENTRE**



PayManager

Version -3.0
Online Bill Preparation....

FINANCE DEPARTMENT
Integrated Financial Management System
Government of Rajasthan



[Home](#)

LoginID:

Year:2010-11

Master

Reports

LogOut

SUB HOD Activate/Deactivate

Login Name	Name	Email	MobileNo	Status	
deven	Devendra	dar...il.com	94...178	Active	Activate/De-Activate



PayManager

Version -3.0
Online Bill Preparation....

FINANCE DEPARTMENT
Integrated Financial Management System
Government of Rajasthan



[Home](#)

LoginID:

Year:2010-11

Master

Reports

LogOut

Create & Register Sub HOD Login

Verify Employee Detail SubHOD

Verify Employee Detail HOD

SUB HOD Permission

De-Activate SubHOD

Approve Employee details Change Request

Verify TA/Medical Bills

HOD approval

SUB HOD District Mapping

Designation Add Office Wise Pri



PayManager

ऑनलाइन वेतन बिल...

सत्यमेव जयते

Finance Department

Government of Rajasthan

Integrated Financial Management System



[Home](#)

LoginID:HOD2

Year:2019-2020

Report

Logout

admin

Employee Detail Verify

Office Name:

	Office Name	Name	Father Name	DOB	Joining Date	Basic Pay	Pay Scale	Report
<input type="checkbox"/>	A.R.O. Soil (chem.) Teaching Lab. Tri Ganganagar	K...	F...	25/01/1965	18/04/1996	31100.00	L3	View
<input type="checkbox"/>	A.R.O. Soil (chem.) Teaching Lab. Tri Ganganagar	SAI...	KI...	01/01/1987	06/09/2005	26300.00	L2	View
<input type="checkbox"/>	A.R.O. Soil (chem.) Teaching Lab. Tri Ganganagar	...	D...	05/07/1979	28/10/1997	53900.00	L11	View
<input type="checkbox"/>	A.R.O. Soil (chem.) Teaching Lab. Tri Ganganagar	SATY...	RA...	30/12/1967	22/06/1998	87400.00	L14	View

Verify

Revert

☐ Check for Revert



NATIONAL
INFORMATICS
CENTRE



Application Designed, Developed & Hosted By National Informatics Centre.
Contents Provided By Department of Treasuries and Accounts, Rajasthan



The national portal of India

india.gov.in



PayManager

Version -3.0
Online Bill Preparation....

FINANCE DEPARTMENT

Integrated Financial Management System
Government of Rajasthan



[Home](#)

LoginID:

Year:2010-11

Master

Reports

LogOut

Create & Register Sub HOD Login

Verify Employee Detail SubHOD

Verify Employee Detail HOD

SUB HOD Permission

De-Activate SubHOD

Approve Employee details Change Request

Verify TA/Medical Bills

HOD approval

SUB HOD District Mapping

Designation Add Office Wise Pri



Integrated Financial Management System
Government of Rajasthan



Year:2019-2020

LogOut

Office Name: Treasury Office, Jaipur ☐

<input type="checkbox"/>	R	07/03/2013	U	07/03/2013	SH	AN	29/03/1991	01/07/2013	0.00	L3	View
--------------------------	---	------------	---	------------	----	----	------------	------------	------	----	----------------------

☐ Check for Revert



PayManager

Version -3.0
Online Bill Preparation....

FINANCE DEPARTMENT
Integrated Financial Management System
Government of Rajasthan



[Home](#)

LoginID:

Year:2010-11

Master

Reports

LogOut

Create & Register Sub HOD Login

Verify Employee Detail SubHOD

Verify Employee Detail HOD

SUB HOD Permission

De-Activate SubHOD

Approve Employee details Change Request

Verify TA/Medical Bills

HOD approval

SUB HOD District Mapping

Designation Add Office Wise Pri



PayManager

Version -3.0
Online Bill Preparation....

FINANCE DEPARTMENT
Integrated Financial Management System
Government of Rajasthan


[Home](#)

LoginID:

Year:2010-11

Master

Reports

LogOut

APPROVE/REJECT EMPLOYEE PERSONAL DETAILS UPDATE REQUEST

S.No.	Name	EmployeeID	Request Type	Download	Details	Approve	Reject/Reason
1)	BHOM SINGH SHEKHAWAT	RJFPL99017614354	Present Address	Download	View	Approve	Reject <input type="text"/>
2)	RAMESH CHAND YADAV	RJFPL991717617602	Permanent Address	Download	View	Approve	Reject <input type="text"/>
3)	ANIL	RJFPL991205032017	Family Detail (Delete)	Download	View	Approve	Reject <input type="text"/>
4)	SHIV RATAN VYAS	RJFPL9929002318	Family Detail (Delete)	Download	View	Approve	Reject <input type="text"/>
5)	SHIV RATAN VYAS	RJFPL9929002318	Family Detail (Delete)	Download	View	Approve	Reject <input type="text"/>
6)	SUSHILA MEENA	RJFPL9900000791	Family Detail (Delete)	Download	View	Approve	Reject <input type="text"/>
7)	SUSHILA MEENA	RJFPL9900000791	Family Detail (Delete)	Download	View	Approve	Reject <input type="text"/>
8)	SUSHILA MEENA	RJFPL9900000791	Family Detail (Delete)	Download	View	Approve	Reject <input type="text"/>
9)	SHIV RATAN VYAS	RJFPL9929002318	Family Detail (Delete)	Download	View	Approve	Reject <input type="text"/>
10)	AJAY DUTT MATHUR	RJFPL99319020898	Images Detail	Download	View	Approve	Reject <input type="text"/>
11)	GOPAL RAM	RJFPL99017614354	Images Detail	Download	View	Approve	Reject <input type="text"/>