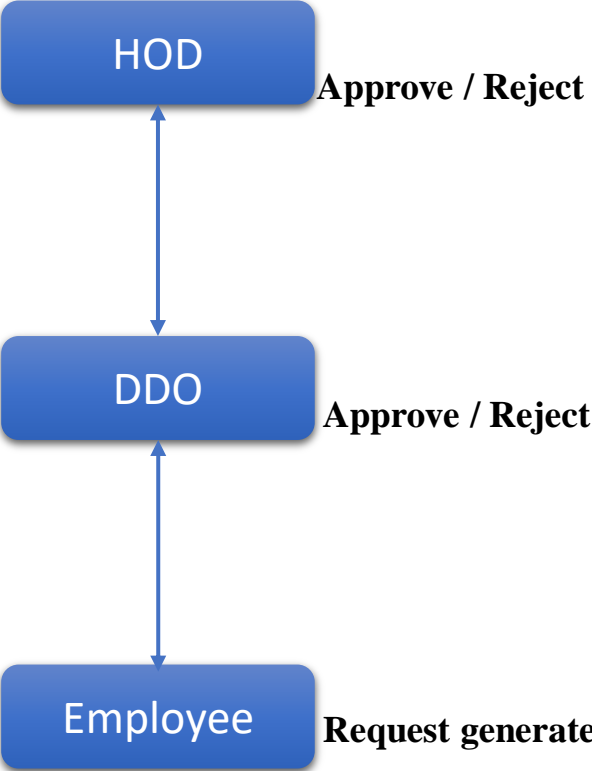
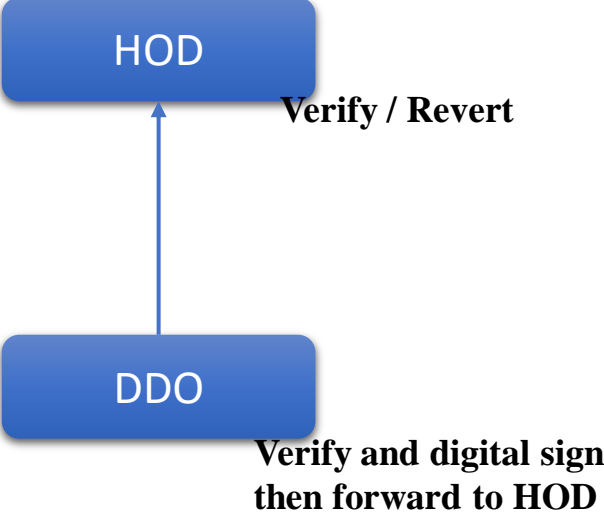


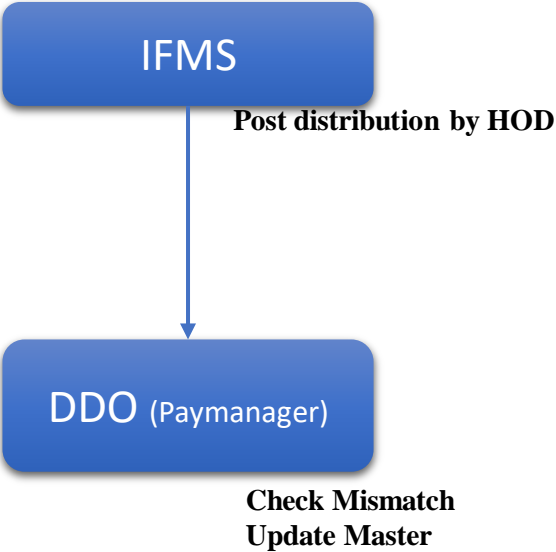
Employee Detail updation



Employee Data OneTime Verification



Post Distribution

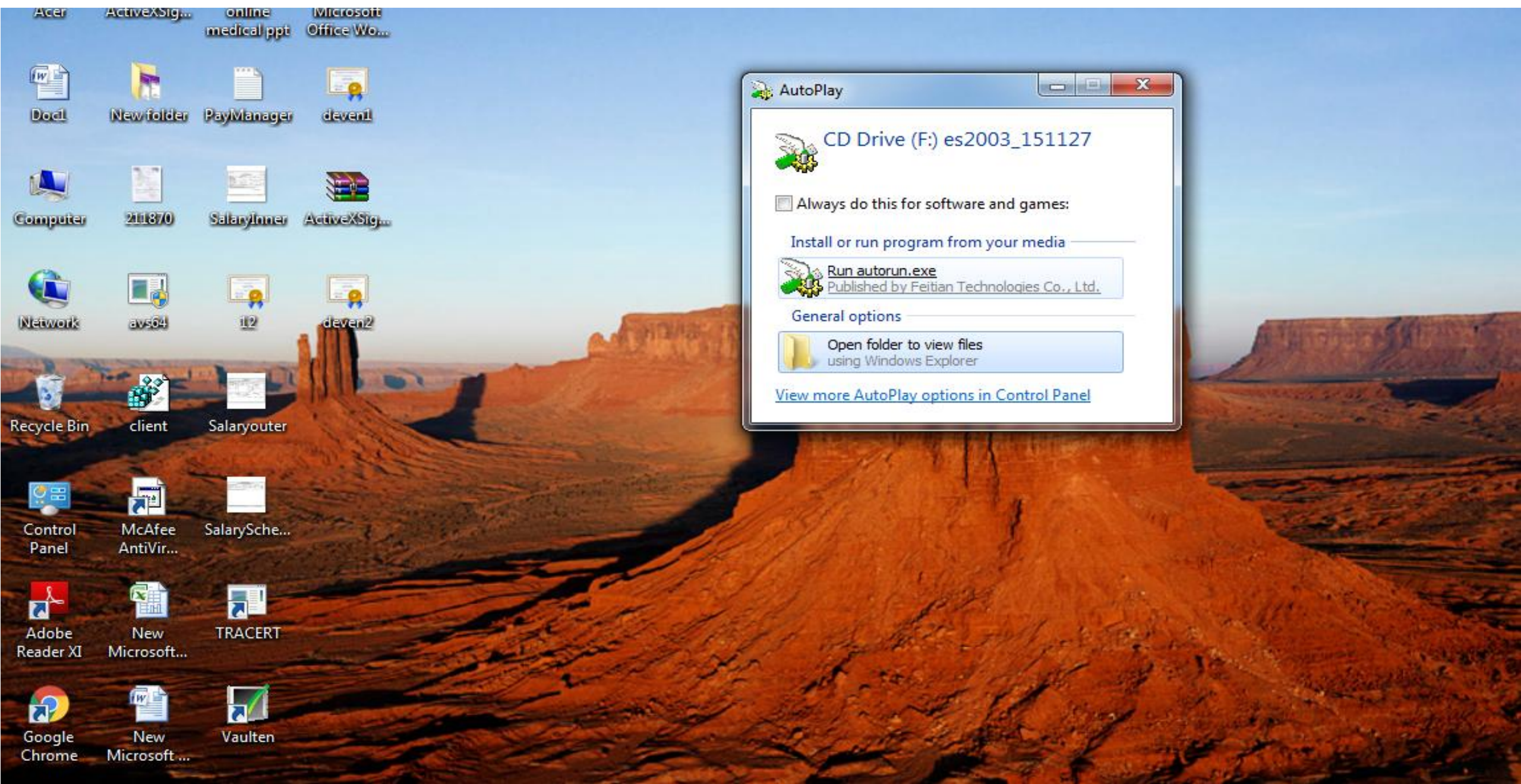


DDO digital certificate registration process on Paymanager

Internet Explorer 9 or Above

- **1.** Install **Driver** of digital certificate
- **2.** Download and install **ActiveX** software
- **3.** open internet explorer and change security setting

1. Install Driver of digital certificate



Organize Share with Burn

- ★ Favorites
 - Downloads
 - Recent Places
 - Desktop
- Libraries
 - Documents
 - Music
 - Pictures
 - Videos
- Computer
 - ACER (C:)
 - ACER DATA (D:)
 - CD Drive (F:) es2003_151127
- Network

Name	Date modified	Type	Size
autorun	11/27/2015 3:49 PM	Application	17 KB
autorun	11/27/2015 3:48 PM	Setup Information	1 KB
ePass2003India-Setup	11/27/2015 3:48 PM	Application	1,964 KB

2. Download and install ActiveX software



Version 5.2.12.19

PayManager is the Pay Bill Preparation System which meant for the Employees of the Government of Rajasthan State. It provides the common and integrated platform to prepare the pay bills of the employees. The Software not only provides the facilities for Pay bill Preparation but also Preparation of DA Arrear, Bonus, Arrears and Leave encashment Bills.

Latest News

Bill Object Head

For GPF the stoppage of deductions would be from three months before the date of RETIREMENT of the employee concerned

Current Circulars

Bill Object Head

[PDF/OBJECT HEAD.PDF](#)

For GPF the stoppage of deductions would be from three months before the date of RETIREMENT of the employee concerned

About DDO

About Bank

About Employee

About Department

Latest

For any assistanc



Enter User Name

.....



Enter Captcha

- ☒ DDO ☐ Employee ☐ Digital ☐ Department
☐ Sub DDO ☐ HOD

Login

[Bank Registration](#) || [Forgot Password\(Employee Login\)](#) || [HOD Registration](#)

[IFMS Circular](#)

Total Hits= 220278058

[For DDO/Employee Login](#)

[Alternate URL 2\(\[paymanager.raj.nic.in/Mainold.aspx\]\(http://paymanager.raj.nic.in/Mainold.aspx\)\)](#)

2. Download and install ActiveX software



PayManager

Version -3.0

Online Bill Preparation....

FINANCE DEPARTMENT

Integrated Financial Management System
Government of Rajasthan

☒ HOD Registration

Account Details

Select Department *
--Select Department ▼

IFMS Password*

IFMS UserName *

Verify Login (IFMS)

Personal Details

Search By:
Employee ID ☒
Nicuid ☐

EmployeeID/NICUID*

PayManager Name*

PayManager Email*

PayManager Mobile No*

OTP Code*

IFMS Name*

IFMS Email*

IFMS Mobile No*

* Please Check for DSC Certificate ☐

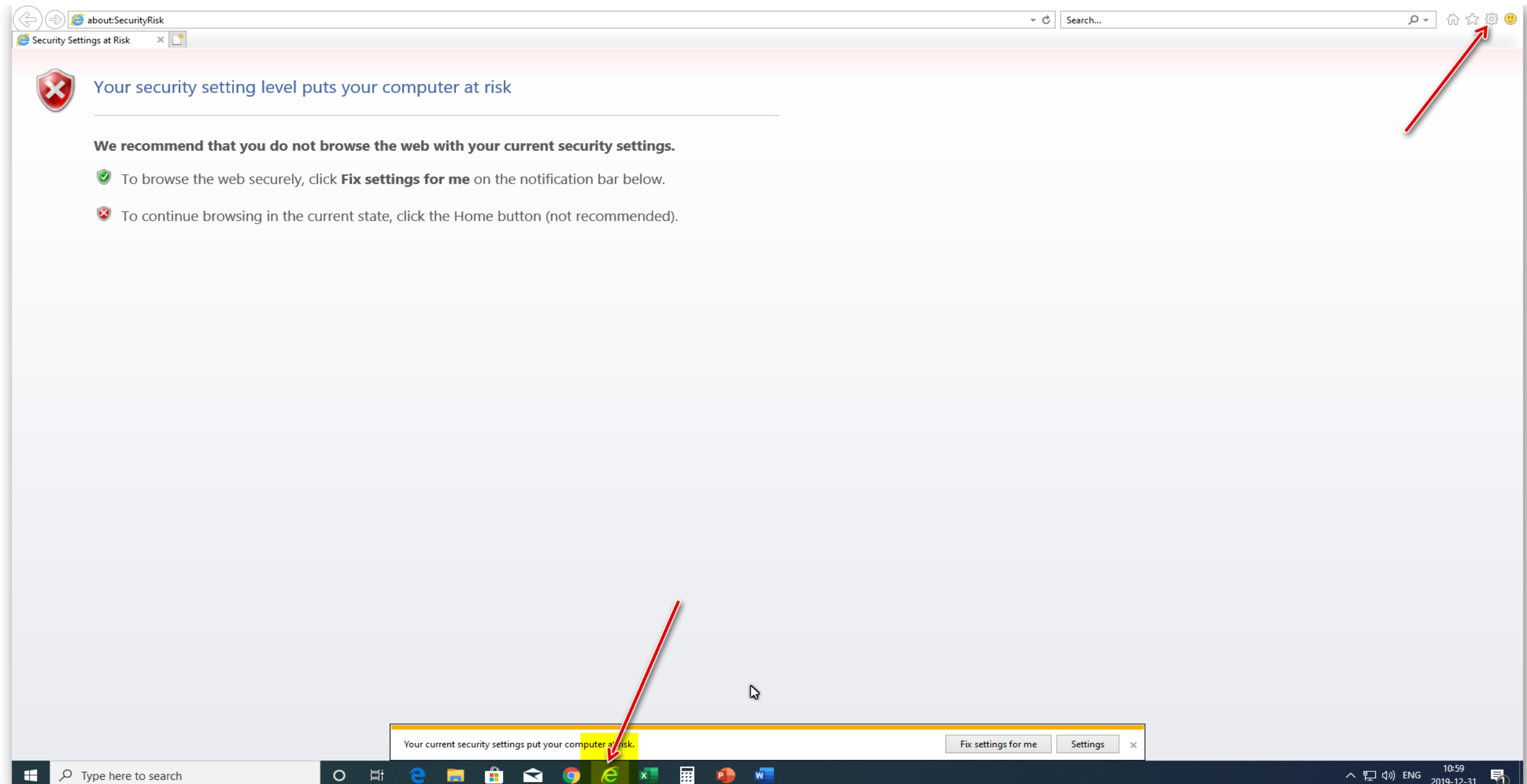
*Generate OTP ☐

ActiveXDownload

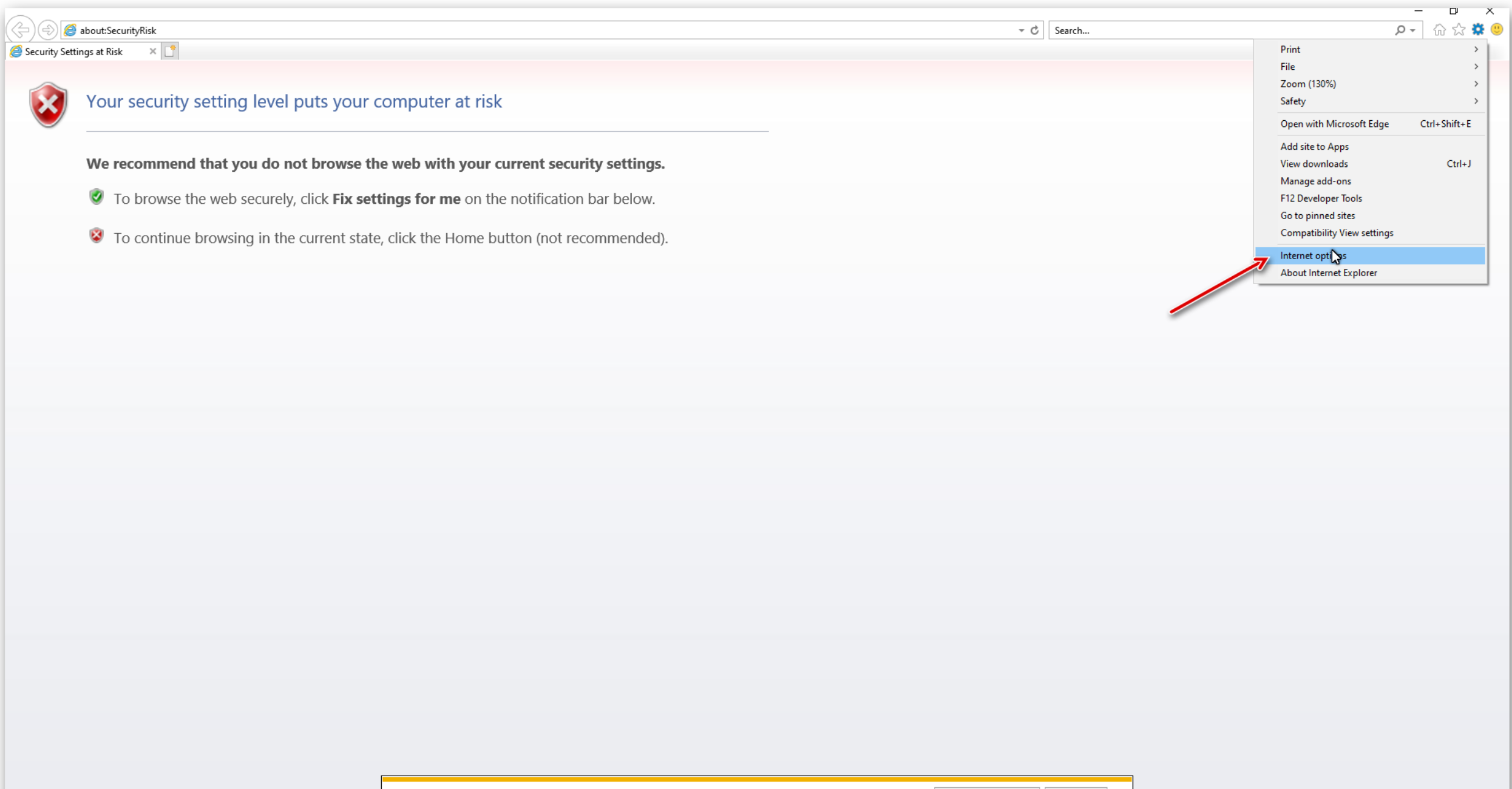
Note: (*)
1. Download and Install ActiveX Control for HOD Registration
2. If Found any Mismatch in Data kindly Update Data in both PayManager and IFMS Budget

Application Designed, Developed & Hosted By National Informatics Centre.
Contents Provided By Department of Treasuries and Accounts, Rajasthan

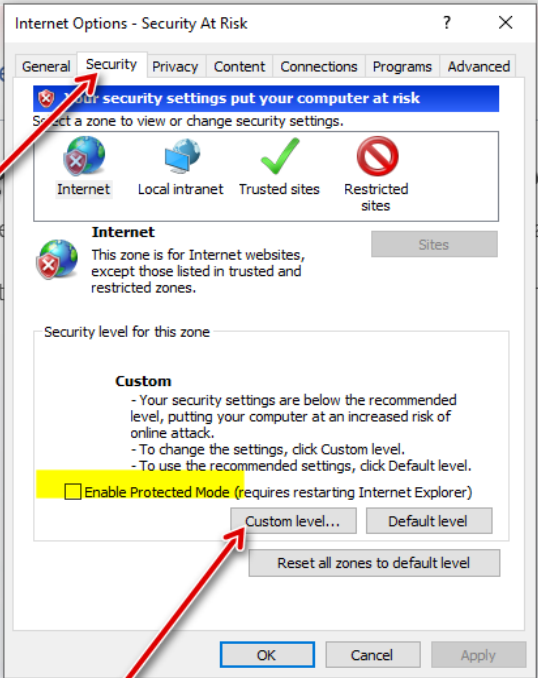
3. open internet explorer and change security setting (enable all option in these 2 menu)



3. open internet explorer and change security setting (enable all option in these 2 menu)



3. open internet explorer and change security setting (enable all option in these 2 menu)



The screenshot shows the Internet Explorer 'Security Settings at Risk' page in the background. Overlaid on this is the 'Internet Options - Security At Risk' dialog box. The 'Security' tab is selected, showing a warning that current settings put the computer at risk. Below this, four security zones are listed: Internet (with a red X icon), Local intranet (with a blue icon), Trusted sites (with a green checkmark icon), and Restricted sites (with a red circle and X icon). The 'Internet' zone is selected, and its settings are shown. The 'Security level for this zone' is set to 'Custom'. A yellow box highlights the 'Enable Protected Mode' checkbox, which is currently unchecked. A red arrow points from the 'Enable Protected Mode' checkbox to the 'Custom level...' button. Another red arrow points from the 'Custom level...' button to the 'Custom level...' button. The 'Custom level...' button is highlighted. The 'Reset all zones to default level' button is also visible. The 'OK', 'Cancel', and 'Apply' buttons are at the bottom of the dialog box.

Internet Options - Security At Risk

General Security Privacy Content Connections Programs Advanced

Your security settings put your computer at risk
Select a zone to view or change security settings.

Internet Local intranet Trusted sites Restricted sites

Internet
This zone is for Internet websites, except those listed in trusted and restricted zones.

Security level for this zone

Custom
- Your security settings are below the recommended level, putting your computer at an increased risk of online attack.
- To change the settings, click Custom level.
- To use the recommended settings, click Default level.

☐ Enable Protected Mode (requires restarting Internet Explorer)

Custom level... Default level

Reset all zones to default level

OK Cancel Apply

Your current security settings put your computer at risk. Fix settings for me Settings

3. open internet explorer and change security setting (enable all option in these 2 menu)

The screenshot displays the Internet Options - Security At Risk dialog box, the Security Settings - Internet Zone dialog box, and the PayManager login page.

Internet Options - Security At Risk

- General tab selected.
- Security level for this zone: Custom.
- Enable Protected Mode (requires restarting Internet Explorer): ☐.
- Buttons: OK, Cancel, Apply.

Security Settings - Internet Zone

- Settings list:

 - .NET Framework
 - .NET Framework-reliant components
 - ActiveX controls and plug-ins
 - Downloads
 - Enable .NET Framework setup
 - Miscellaneous
 - Scripting
 - User Authentication

- *Takes effect after you restart your computer
- Reset custom settings: Reset to: Medium-high (default) [Reset...]
- Buttons: OK, Cancel

PayManager

Enter User Name

.....

Enter Captcha

7cDTj

☒ DDO ☐ Employee ☐ Digital ☐ Department
☐ Sub DDO ☐ HOD

Login

[Bank Registration](#) || [Forgot Password\(Employee Login\)](#) || [HOD Registration](#)

[IFMS Circular](#)

Total Hits= 220289545

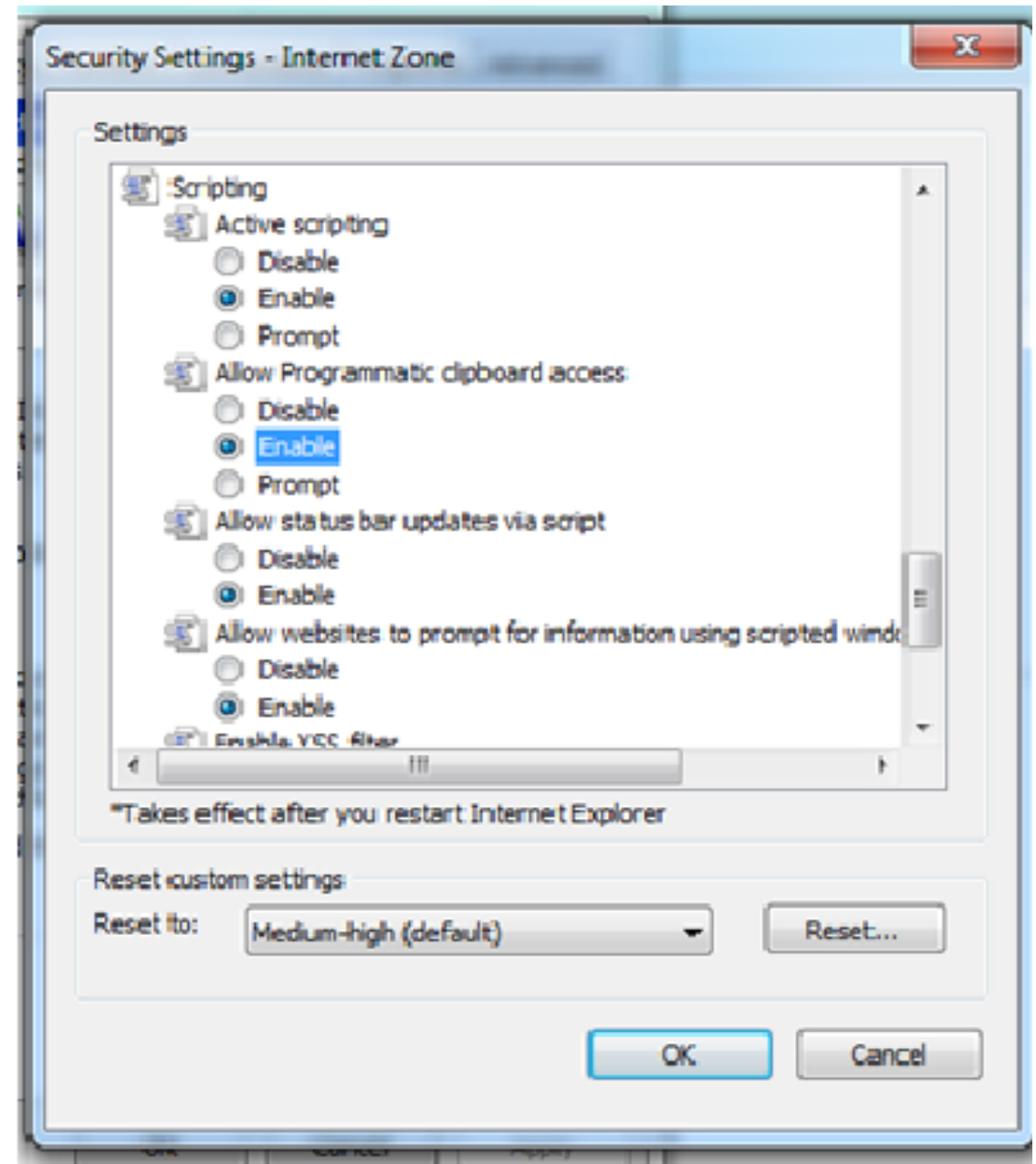
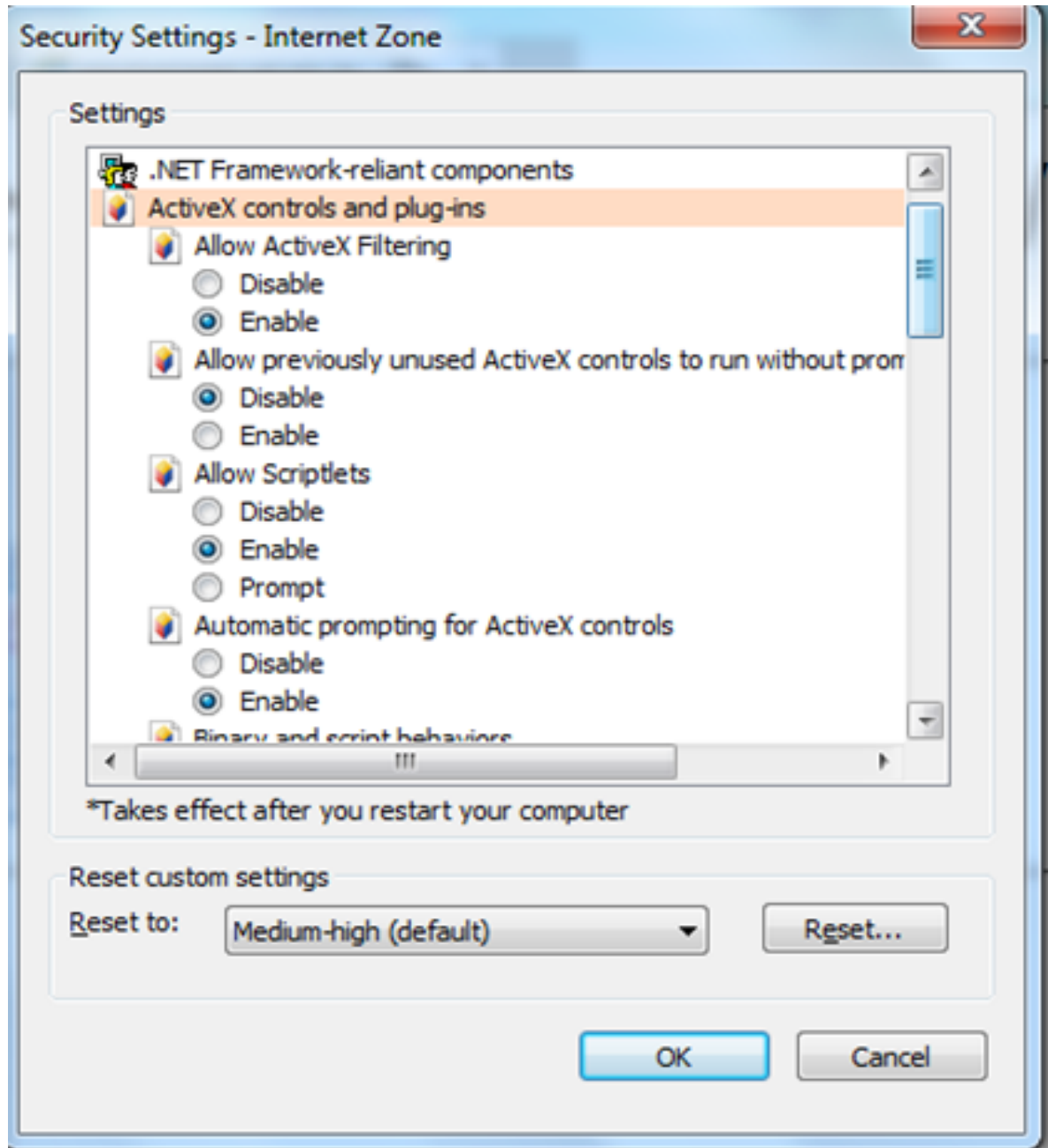
[For DDO/Employee Login](#)

[Alternate URL 2\(paymanager.raj.nic.in/Mainold.aspx\)](#)

Latest [i at paymanagerrj@gmail.com](#) || Latest Information

Developed & Hosted By National Informatics Centre © Department Of Treasury and Account Rajasthan

3. open internet explorer and change security setting (enable all option in these 2 menu)



DDO Level process

DDO digital certificate registration



PayManager

Version -3.0
Online Bill Preparation....

FINANCE DEPARTMENT
Integrated Financial Management System
Government of Rajasthan

[Home](#)

LoginID: nic

Year: 2019-2020

OfficeName: National Informatics Center

[Master](#)[Bill Processing](#)[Authorization](#)[Reports](#)[Other Bill](#)[Employee Corner](#)[System Admin](#)[Help](#)[LogOut](#)[Employee Detail](#)[Employee Payment Reports](#)[ddo Expen report](#)[Group Master](#)[Group Allocation](#)[Deduction Master](#)[CSP Master](#)[ADD OfficeID](#)[Additional Designation](#)[Increment Basic](#)[developer Solution](#)[Complaint Solution](#)[Delete Duplicate](#)[Complaint Solution Report](#)[Other DDO Information](#)[Move Old Scholarship Data](#)[DDO Certificate Registration](#)[DDO Certificate Registration](#)[Rectify Bill Details](#)

Developed & Hosted By National Informatics Centre.
by Department of Treasuries and Accounts, Rajasthan

NIC NATIONAL
INFORMATICS
CENTRE



PayManager

Version -3.0
Online Bill Preparation....

FINANCE DEPARTMENT
Integrated Financial Management System
Government of Rajasthan



[Home](#) LoginID:nic Year:2019-2020 OfficeName:National Informatics Center

[Master](#) [Bill Processing](#) [Authorization](#) [Reports](#) [Other Bill](#) [Employee Corner](#) [System Admin](#) [Help](#) [LogOut](#)

DDO Certificate Registration

DDO Name	EXECUTIVE ENGG.IRRG.DIVI JAIPUR		
DDO Mobile No	<input type="text"/>		
Enter OTP	<input type="text" value="999546"/>	<input type="text" value="x"/>	<input type="button" value="Verify Contact"/>
<input type="button" value="Show Certificate"/>		<input type="button" value="Submit"/>	

00:01:49

http://paymanager.raj.nic.in/bank/verifi Bank Verification Page

Test Certificate Select

Select a certificate from the following list to get information on that certificate

Issued to	Issued by	Intende...	Friendly ...	Expiratio...	Location
SHAN...	(n)Code ...	<All>	None	9/26/2018	Not avail...
SHAN...	(n)Code ...	<All>	None	9/26/2018	Not avail...

OK Cancel View Certificate

will be taken to secure digital login in few moments ...

Your current security settings put your computer at risk. Fix settings for me Settings

Page: 9 of 10 Words: 13 English (United States) 100%



PayManager

Version -3.0
Online Bill Preparation....

FINANCE DEPARTMENT
Integrated Financial Management System
Government of Rajasthan



[Home](#) LoginID:12000521 Year:2019-2020 OfficeName:DOP [Government Secretariat, including-State Plan Machinery, Raj. Planning Board](839)

[Master](#) [Bill Processing](#) [Authorization](#) [Reports](#) [Other Bill](#) [Employee Corner](#) [System Admin](#) [Help](#) [LogOut](#)

DDO Certificate Registration

DDO Name ACCOUNTS OFFICER , SECTT. JAIPUR

DDO Mobile No

Verify Contact

Show Certificate [Submit](#)

[ActiveXDownload](#) Note:(*)Download ActiveX from Here for EAccount Process

Application Designed,Developed & Hosted By National Informatics Centre.
Contents Provided By Department of Treasuries and Accounts,Rajasthan

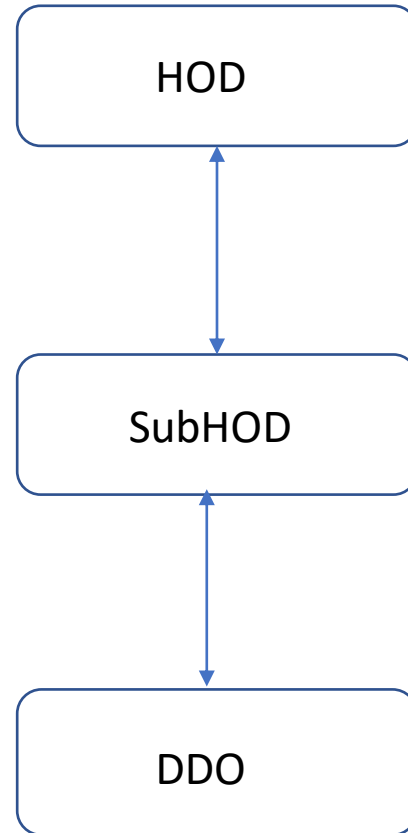
NIC NATIONAL
INFORMATICS
CENTRE

After Registration Contact to “Treasury” for Certificate Verify

For one time employee data verification

First DDO will verify and forward data to SubHOD or HOD

One time employee data verification process





PayManager

Version -3.0
Online Bill Preparation....

FINANCE DEPARTMENT
Integrated Financial Management System
Government of Rajasthan

[Home](#)

LoginID: 00000000

Year:2019-2020

OfficeName: Rajasthan Government Department

[Master](#)[Bill Processing](#)[Authorization](#)[Reports](#)[Other Bill](#)[Employee Corner](#)[System Admin](#)[Help](#)[LogOut](#)[Bill Forward To Treasury](#)[Document Upload](#)[PayCommission Updation](#)[E Advice DDO](#)[DDO Accept Transfer](#)[Verify Employee Detail](#)[Document](#) [Verify Employee Detail](#)[Employee Detail Updation](#)[Document Digital Sign New](#)[Transfer Employee](#)[Accept Transferred Employees](#)[View Bill Status](#)[Delete Bills](#)[DDO GST Registration](#)[Covering Letter](#)[Employee Account Verification](#)[Decrement Salary Update](#)[Update Bill Detail](#)[Bill Revert](#)[Employee Bill Revert](#)[Ekuber Name Correction](#)[Delete Pending Bills](#)[Reference No Wise SoftCopy Status](#)[Income-Tax Revert](#)[Reason For Offline Payment](#)[PD Bank Registration](#)

Application Designed, Developed &
Contents Provided By Department

tics Centre.
Rajasthan

NIC NATIONAL
INFORMATICS
CENTRE



PayManager

Version -3.0
Online Bill Preparation....

FINANCE DEPARTMENT
Integrated Financial Management System
Government of Rajasthan


[Home](#)

LoginID:nic

Year:2019-2020

OfficeName:National Informatics Center

[Master](#)
[Bill Processing](#)
[Authorization](#)
[Reports](#)
[Other Bill](#)
[Employee Corner](#)
[System Admin](#)
[Help](#)
[LogOut](#)

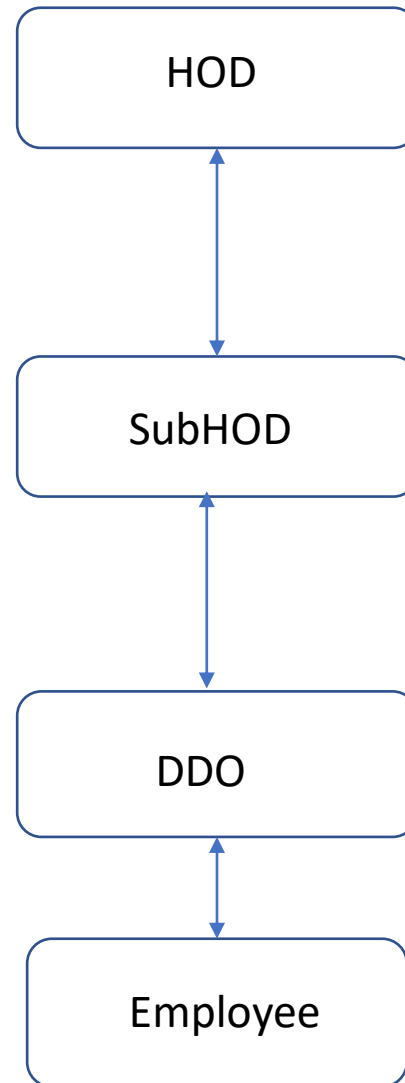
Employee Detail Verify

Office Name:

Employee ID	Name	Father Name	DOB	Joining Date	Basic Pay	Pay Scale	Report	Sign/View	Forward
<input type="checkbox"/> 0	ABHAY SINGH MOJAWAT	BHURI SINGH	30/07/1967	01/01/2001	4000.00	3	Download	Sign View	Forward
<input type="checkbox"/> 9047	ANAMIKA MEENA	HEERA LAL MEENA	07/05/1978	01/07/1999	59500.00	L12	Download	Sign View	Forward
<input type="checkbox"/> 80	ANANNT PRAKASH	ROSHAN LAL	02/09/1967		8125.00	11	Download	Sign View	Forward
<input type="checkbox"/>	ASHOK KUMAR HARIJAN	MANA JI	08/06/1972	01/04/1997	32000.00	L3	Download	Sign View	Forward
<input type="checkbox"/>	ASHWIN KUMAR KALASUA	DAULAT SINGH KALASUA	15/05/1982	05/03/2008	43800.00	L11	Download	Sign View	Forward
<input type="checkbox"/> R	BABU LAL BHEEL	RUPA JI	07/07/1980	30/05/2005	50800.00	L11	Download	Sign View	Forward
<input type="checkbox"/> RJ	BADDA DAMOR	PUNJA JI	01/08/1969	01/04/1997	32000.00	L3	Download	Sign View	Forward
<input type="checkbox"/> R	BADRI LAL	RAGA JI	15/01/1969		29300.00	L3	Download	Sign View	Forward
<input type="checkbox"/> F	BADRI NARAYAN GARG	DOLAT RAM GARG	13/05/1966	01/04/1997	31100.00	L1	Download	Sign View	Forward
<input type="checkbox"/> 7	BHAGWAN SINGH	JALAM SINGH	11/10/1968		10310.00	PB-1	Download	Sign View	Forward

Employee Generate Request For Personal Details Updation

Employee data Updation process





PayManager

Version -3.0
Online Bill Preparation....

FINANCE DEPARTMENT
Integrated Financial Management System
Government of Rajasthan



[Home](#)

LoginID:rjj

Year:2019-2020

OfficeName:Treasury Office, Jaipur (2 Aug 2019)

[LogOut](#)

Employee Corner

Employee Transfer Request

Employee Details

TA Medical Bills

Master Data Request

Employee Report

Update Emp Pay Date

Employee Status Request

Employee Scheme Request

Update No detail Request

Personal Data Request

Bank Account Update

Personal Details Update

DDO will check and forward employee's request to HOD



PayM
Online

- Bill Forward To Treasury
- Document Upload
- TA(Third Party) Permission
- PayCommission Updation
- Create Other Login
- Bill Allocation
- Treasury Merge Employee
- E Advice DDO
- DDO Accept Transfer
- Verify Employee Detail
- Document Digital Sign
- Employee Detail Updation**
- Deactive Employee
- Document Digital Sign New 2
- Document Digital Sign New
- Transfer Employee
- Accept Transferred Employees
- View Bill Status
- Delete Bills
- DDO GST Registration
- Wrong Bill Delete
- Bill Revert To SubDDO
- Covering Letter
- Employee Account Verification
- Deactivate DDO Digital Certificate
- SIP Deduction Entry
- Decrement Salary Update
- Update Bill Detail

FINANCE DEPARTMENT

Integrated Financial Management System
Government of Rajasthan



[Home](#) LoginID:nic Year:2019-2020

Master Bill Processing

Other Bill

Employee Corner

System Admin

Help

LogOut

- Employee Detail Approval**
- Employee Bank Approval
- Employee Bank Update Request

[Home](#)

LoginID:nic

Year:2019-2020

OfficeName:National Informatics Center

[Master](#)[Bill Processing](#)[Authorization](#)[Reports](#)[Other Bill](#)[Employee Corner](#)[System Admin](#)[Help](#)[LogOut](#)

APPROVE/REJECT EMPLOYEE PERSONAL DETAILS UPDATE REQUEST

Employee Name	Employee ID	Request Type	Action	Download Pdf	Reason	Action
1 SHAKTI SINGH	RJCT201711010822	Present Address	View Approve	View Document	<input type="text"/>	Reject



APPROVE/REJECT EMPLOYEE PERSONAL DETAILS UPDATE REQUEST

Employee Name

1 SHAKTI SINGH

Action

[Reject](#)

Existing Address Detail

State :	Rajasthan	Rural/Urban:	1
District :	Jaisalmer	Block/Municipal:	7
Panchayat/Ward :	0269	Village/Street/Nagar:	01709200
Home Town:	TRILOK PURA	House No:	221
PinCode:	332403	Mobile No:	9950769522
Email:	jrashaktishekhawat@gmail	Assembly :	36

New Address Detail

State :	Rajasthan	Rural/Urban:	1
District :	Sikar	Block/Municipal:	7
Panchayat/Ward :	269	Village/Street/Nagar:	1709200
Home Town:	TRILOK PURA	House No:	00
PinCode:	332403	Mobile No:	9950769522
Email:	jrashaktishekhawat@gmail	Assembly :	36

Close